

# AFAWS Series

## Emergency Telephone Stations and Telephone Accessories



Voice Control Systems

### General

These Emergency Telephone Stations provide a reliable means of communication for firefighters and other personnel.

### Features

- Heavy-duty construction.
- Keylock or thumb-latch.
- Push-to-talk switch on telephone handset.
- Doors fit either recessed or surface enclosures.
- Red baked-enamel finish.
- Armored cable or standard telephone coiled cord.
- Available with or without a “break-glass” door feature.
- Master station connection LED indicator.

### Applications

Stations feature a locked door design, with either a break-glass or non-break-glass feature. When a locked door is not required, an optional thumb catch allows for fast, safe entry into the housing.

The telephone handsets are available with either standard coiled cord or a durable security-type armored cable.

The hook configuration consists of two Form-C switches which permits a variety of wiring uses. The handset rests on a hand-some chrome cradle which actuates the switch mechanism.

### Installation

Either recessed or surface enclosures may be used with these Emergency Telephone Stations. If a recessed enclosure is used, the telephone assembly must be a model designed for recessed enclosures. The same is true of surface enclosures.

### Agency Listings and Approvals

In some cases, certain modules or applications may not be listed by certain approval agencies, or listing may be in process. Consult factory for latest listing status.

- **UL:** S635
- **ULC:** CS118/CS733
- **CSFM:** 7300-0028:0193
- **MEA:** 82-98-E (AFAWS-TELA)
- **City of Chicago** approved: Class 1, Class 2
- **City of Denver** approved



6135cov.jpg



6135lock.jpg



6135lach.jpg

Solid doors on surface-mount models with Keylock (left) and Latch (Right) closures.

## AFAWS Product Line Information

The front door, backbox, and telephone assembly for AFAWS Series telephone stations must be ordered separately.

### HANDSET AND HOOKSWITCH ASSEMBLIES

**AFAWS-TELC:** Telephone with Coiled Cord Assembly

**AFAWS-TELA:** Telephone, Armored Cord Assembly

### TELEPHONE STATION ENCLOSURES

**AFAWS-BX:** Backbox

15" (381.0mm)H x 8-3/8" (212.85mm)W x 3-3/8" (85.73mm)D

**AFAWS-LS:** Latch Door for Surface-Mount

15-3/16" (385.60mm)H x 8-9/16" (217.45mm)W

**AFAWS-LR:** Latch Door for Recessed-Mount

16-3/16" (411.00mm)H x 9-9/16" (242.85mm)W

**AFAWS-KS:** Keylock Door for Surface-Mount

15-3/16" (385.60mm)H x 8-9/16" (217.45mm)W

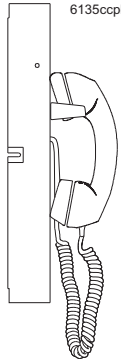
**AFAWS-KR:** Keylock Door for Recessed-Mount

16-3/16" (411.00mm)H x 9-9/16" (242.85mm)W

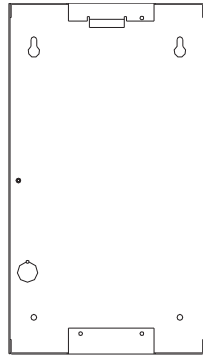
**BRKG-B:** Breakglass Insert

Includes a tempered glass plate, a hammer attached to a chain, and a screw to attach the hammer to the trim ring.

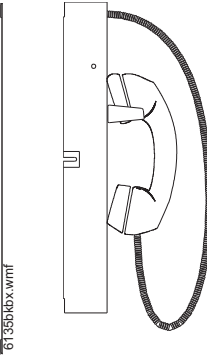
6135ccph.wmf



**AFAWS-TELC**



**AFAWS-BX**



**AFAWS-TELA**

### PORTABLE FIREMAN'S TELEPHONE HANDSET

**FHS:** Fireman's Handset.

This handset comes with a coiled cord. The attached plug fits Fireman's Phone Jack, model FPJ, allowing firefighters to make direct communication with a central control area

0083ph11.tif



### TELEPHONE RECEPTACLES

**FPJ:** Fireman's Phone Jack

Receptacle is semi-flush mounted with a single-gang box (box is not furnished with receptacle). The receptacle has a single phone jack mounted on an attractive, single-gang, stainless steel plate. Color-coded wires, 6 inches long, are prewired to the jack to enable fast and accurate wiring to the system.



0083ph2-1.tif

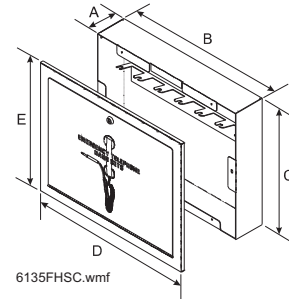
### EMERGENCY TELEPHONE CABINETS

**FHSC-R:** Storage Cabinet for 6 FHS Fireman's handsets; recessed mounting.

**FHSC-S:** Storage Cabinet for 6 FHS Fireman's handsets; surface mounted.

### CABINET DIMENSIONS

Dimensions Pictured Below	FHSC-R Recessed Mount	FHSC-S Surface Mount
Dimension "A"	3.25" (82.6mm)	3.25" (82.6mm)
Dimension "B"	17" (432mm)	17" (432mm)
Dimension "C"	13.375 (340mm)	13.375 (340mm)
Dimension "D"	18.312 (465mm)	17.312 (440mm)
Dimension "E"	14.625 (371mm)	13.625 (346mm)



6135FHSC.wmf

NOTIFIER® is a registered trademark of Honeywell International Inc. ©2010 by Honeywell International Inc. All rights reserved. Unauthorized use of this document is strictly prohibited.



This document is not intended to be used for installation purposes. We try to keep our product information up-to-date and accurate. We cannot cover all specific applications or anticipate all requirements. All specifications are subject to change without notice.



For more information, contact Notifier. Phone: (203) 484-7161, FAX: (203) 484-7118. [www.notifier.com](http://www.notifier.com)